

XMT® 350 Series

Multiprocess Welding Power Source 

Quick Specs

Heavy Industrial Applications

Construction
Shipbuilding
Railroad
Truck/Trailer manufacturing
Fabrication
Repair shops
Rental fleets
Power generation plants

Processes

MIG (GMAW)/Pulsed MIG (GMAW-P)*
Stick (SMAW)
TIG (GTAW)
Flux-cored (FCAW)
Air carbon arc cutting and gouging (CAC-A)
Rated: 1/4-inch carbons
Capable: 5/16-inch carbons

*Available on select models.

Input Power Auto-Line™, 208–575 V
Requires 3- or 1-phase power

Output Range 10–38 V, 15–425 A

Net Weight 80 lb. (36.3 kg)

Aux. Power (optional) 120 V, 10 amps

ArcReach (recommended option)
Remote voltage control without a control cable

Portability and excellent arc performance make the XMT family the most popular in the industry.

With multiprocess capabilities and features like Auto-Line, the XMT 350 is portable and versatile for applications from jobsites to the factory floor.



XMT 350 CC/CV shown



Input power management for portability



Lightweight and portable



Best multiprocess capabilities



ArcReach™ — remote control without a cord



Power source is warranted for three years, parts and labor. Original main power rectified parts are warranted for five years.



Miller Electric Mfg. Co.
An ITW Welding Company
1635 West Spencer Street
P.O. Box 1079
Appleton, WI 54912-1079 USA

Equipment Sales US and Canada
Phone: 866-931-9730
FAX: 800-637-2315
International Phone: 920-735-4554
International FAX: 920-735-4125

MillerWelds.com



Choosing the Correct XMT® 350



XMT 350 VS

This simplified XMT is ideal for construction or fabrication applications in which the 14-pin receptacle is not needed for remote control or 14-pin feeders.



XMT 350 CC/CV

Flexibility and simplicity make this the most popular model. It has the core multiprocess capabilities along with the flexibility of a 14-pin for spool guns, feeders, and remote controls.



XMT 350 MPa

Built-in pulse programs for manufacturing and fabrication applications that have benefits for standard steels, high-strength steels and aluminum.



Recommended Option

Remote control of the power source without a cord.

With an ArcReach-equipped SuitCase® feeder and power source you can change the output voltage at the feeder, and save a trip to the power supply. No extra control cable to purchase, maintain, string or unstring — saving time and money.

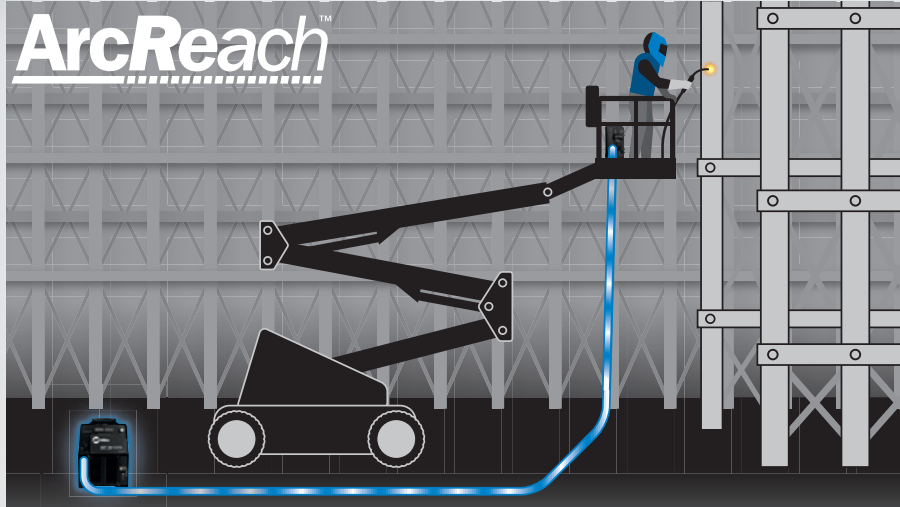
XMT 350 VS

XMT 350 CC/CV

XMT 350 MPa

	XMT 350 VS	XMT 350 CC/CV	XMT 350 MPa
Input Power	Auto-Line™ 208–575 V, 3- or -1-phase		
Input Voltage Limits	190–630 V		
Weld Output	350 A at 34 VDC, 60% duty cycle		
Carbon Arc Gouging	Rated: 1/4-inch carbons, Capable: 5/16-inch carbons		
Net Weight	80 lb. (36.3 kg)		
Output Connections	Tweco®	Dinse or Tweco®	Dinse or Tweco®
Stick/TIG/MIG	●	●	●
Pulsed MIG			●
Available with ArcReach™ (recommended option)	●	●	
Compatible Accessories	Insight Core™	●	●
	SuitCase X-TREME™ Feeders	●	●
	Bench Feeders	●	●
	Spool Guns	●	●
	Remote Controls	●	●

ArcReach™



Remote control of the power source without a cord

ArcReach technology uses the existing weld cable to communicate welding control information between the feeder and power source. This technology eliminates the need for control cords, and their associated problems and costs.

XMT® 350 Series Features



For portability and reliability, Auto-Line allows for any input voltage hookup (208–575 V, single- or three-phase) with no manual linking, providing convenience in any job setting. Ideal solution for dirty or unreliable input power.

Multiprocess weld quality

High-quality performance in all welding processes.

Adaptive Hot Start™ makes starting stick electrodes easy without creating an inclusion.

Infinite arc control available in the stick and wire modes for easier fine tuning of tough-to-weld materials and out-of-position applications.

Lift-Arc™ provides arc starting that minimizes contamination of the electrode and without the use of high-frequency.

Reliability

Wind Tunnel Technology™ Internal air flow that protects electrical components and PC boards from dirt, dust debris... greatly improving reliability.

Fan-On-Demand™ cooling system operates only when needed, reducing noise, energy use and the amount of contaminants pulled through machine.

Lightweight, aerospace-grade aluminum case offers protection with the benefit of reduced weight.

Welder friendly control panel

Process selector switch reduces the number of control setup combinations without reducing any features.

Large, dual digital meters are easy to view and are presettable to ease setting weld output.

Ultra-tough, polycarbonate-blended cover protects front controls from damage.

Portability

Jobsite mobility is made easy with a small, compact design and Auto-Line technology.

Additional XMT® 350 CC/CV Features

Auto Remote Sense™ enables unit to automatically use remote control if connected to remote control receptacle.

Dinse- or Tweco-style weld disconnects provide high-quality weld cable connections.

Note: Two Dinse connectors are supplied with each Dinse machine. Tweco cable connectors are not supplied with the unit and must be ordered separately.

14-pin receptacle has the flexibility to be used with spool guns, feeders, and remote controls.



Optional 115-volt auxiliary power provides 10 amps of circuit-breaker-protected power for coolant systems, etc.

Insight Core™

Optional Welding Intelligence™ system. XMT CC/CV and MPa models are Insight capable to monitor weld voltage, amperage, and arc-time and percentage.

Additional XMT® 350 MPa Features

Auto Remote Sense™ enables unit to automatically use remote control if connected to remote control receptacle.

Dinse- or Tweco-style weld disconnects provide high-quality weld cable connections.

Note: Two Dinse connectors are supplied with each Dinse machine. Tweco cable connectors are not supplied with the unit and must be ordered separately.

14-pin receptacle has the flexibility to be used with spool guns, feeders, and remote controls.



Setup indicator lights

- Arc control indicator
- Wire type indicator
- Gas type indicator
- Setup button

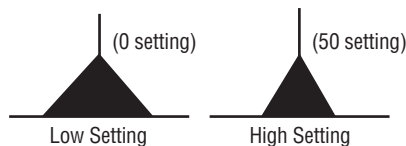
Optional 115-volt auxiliary power provides 10 amps of circuit-breaker-protected power for coolant systems, etc.

Added capabilities with Insight Core. When using an MPa Plus feeder, wire deposition is added to the Insight Core capabilities.

Built-in pulse programs for manufacturing and fabrication applications that have benefits for standard steels, high-strength steels and aluminum.

Advanced arc control enables an improved pulse welding arc. The operator has more control over puddle and bead characteristics using SharpArc. In addition, the unit provides a more robust and stable arc at very low arc length, reducing heat input, and providing the ability to weld on a wider range of material thickness.

SharpArc® controls the arc in pulsed MIG mode and gives total control over the arc cone shape, puddle fluidity and bead profile. If a gas is used other than what is listed in the chart above, SharpArc can be adjusted to help customize your arc to the gas being used. Lower SharpArc™ settings widen the arc cone, increase puddle fluidity and flattens the weld bead.



Built-in pulsed MIG programs provide reduced heat affected zone, weld in all positions, great for thick-to-thin metal, good gap filling ability and faster travel speeds and deposition. See the table below for the wide range of pulsed MIG (GMAW-P) welding applications the XMT MPa models can handle.


Wire Types — diameter in inches (mm)		Gas Types
Steel	.035 (0.9) STL .045 (1.2) STL	ARGN CO ₂ (argon/carbon dioxide) 80 ARGN CO ₂ (argon/carbon dioxide) ARGN OXY (argon/oxygen)
Steel 100S	.035 (0.9) STL, .045 (1.2) STL	100S C5 (95 argon/5 carbon dioxide)
Metal Core	.045 (1.2) MCOR, .052 (1.4) MCOR	ARGN CO ₂ (argon/carbon dioxide)
Stainless Steel	.035 (0.9) SSTL .045 (1.2) SSTL	TRI MIX (tri-gas mixture) ARGN OXY (argon/oxygen) ARGN CO ₂ (argon/carbon dioxide)
Aluminum	.035 (0.9) AL4X (4000 Series) .040 (1.0) AL4X (4000 Series) 3/64 (1.2) AL4X (4000 Series) 1/16 (1.6) AL4X (4000 Series)	ARGN (argon)
	.035 (0.9) AL49 (4943) .040 (1.0) AL49 (4943) 3/64 (1.2) AL49 (4943) 1/16 (1.6) AL49 (4943)	ARGN (argon)
	.035 (0.9) AL5X (5000 Series) .040 (1.0) AL5X (5000 Series) 3/64 (1.2) AL5X (5000 Series) 1/16 (1.6) AL5X (5000 Series)	ARGN (argon) HE AR25 (helium/argon)
Nickel	.035 (0.9) NI .045 (1.2) NI	ARGN HE (argon/helium) ARGN (argon)
Copper Nickel	.035 (0.9) CUNI, .045 (1.2) CUNI	HE ARGN (helium/argon)
Silicon Bronze	.035 (0.9) SIBR, .045 (1.2) SIBR	ARGN (argon)
Titanium	.035 (0.9) TI-5, .045 (1.2) TI-5	ARGN HE25 (75 argon/25 helium)
	.035 (0.9) TI-5, .045 (1.2) TI-5	ARGN HE50 (50 argon/50 helium)

Additional features when using a 70 Series MPa Plus feeder or XR-AlumaFeed® feeder.



Synergic pulsed MIG. As you increase/decrease the wire feed speed, the pulse parameters increase/decrease, matching the right amount of power output to match the wire speed, eliminating the need to make additional adjustments.

Profile Pulse™ provides TIG appearance with MIG simplicity and productivity. Achieve “stacked dimes” without gun manipulation. Profile Pulse frequency can be changed to increase or decrease the spacing between the ripple pattern to achieve the desired weld appearance.




Added capabilities with Insight Core™. When using an MPa Plus feeder, wire deposition is added to the Insight Core capabilities.

ArcReach™ Features and Advantages (Available on select VS and CC/CV models.)



Remote in use indicator provides convenient feedback indicating an ArcReach wire feeder is controlling the power source. While under ArcReach control, process and voltage/amperage adjustments are locked out, preventing accidental changes by personnel other than the welding operator.

NEW! Auto-Bind automatically establishes an exclusive communication between the power source and the wire feeder, using the existing weld cables upon system power up.

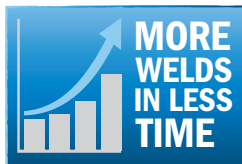


LED process indicator. Front panel process selections are illuminated with an LED that identifies the active process. This enables the selected weld process to be seen at a distance from the power source.

Includes new carbon arc gouging mode for enhanced arc stability and control, and two new stick modes (EXX10 and EXX18) designed to reduce spatter and enhance arc starts.

Fleet compatibility. ArcReach-equipped power sources and wire feeders work with non-ArcReach equipment; however, the complete ArcReach benefit is only realized with the ArcReach system.

ArcReach provides remote voltage control at the wire feeder without needing a control cable.



Increased productivity

More arc-on time and reduced exposure to workplace hazards for operators can be realized using ArcReach because less time is spent going back to the welding power supply to set process and arc voltage.

Auto-Process Select™. System automatically changes to MIG/FCAW (with gas) if electrode positive polarity is detected or FCAW (no gas) if electrode negative polarity is detected, when ArcReach communication is established between the feeder and the XMT — reducing the need to access the power supply.

Automatic return to panel settings. System automatically returns to XMT setting when ArcReach communication is terminated. For example, if the XMT is set to gouging at 350 amps and an ArcReach feeder is connected, the XMT will go to a MIG/FCAW process. If the feeder is disconnected, the XMT will go back to its previous setting (gouging at 350 amps).

Less operator fatigue by not needing to move or reposition both heavy secondary weld leads bundled with control cords on the jobsite. Control cables are not used.



Improved weld quality

Remote override of XMT. When an ArcReach feeder is connected to an XMT the feeder has full control and the XMT controls are disabled. While under ArcReach control, process and voltage/amperage adjustments are locked out, preventing accidental changes by personnel other than the welding operator.

Operator can precisely set arc voltage at the feeder and monitor the actual arc voltage and current delivered to the weld using the digital meters on the feeder. This removes guesswork when it comes to adhering to weld procedures.



Reduced maintenance

Save time by no longer needing to troubleshoot welding system problems that result from damaged control cords.

Eliminate costly control cord repairs because control cords are not used.

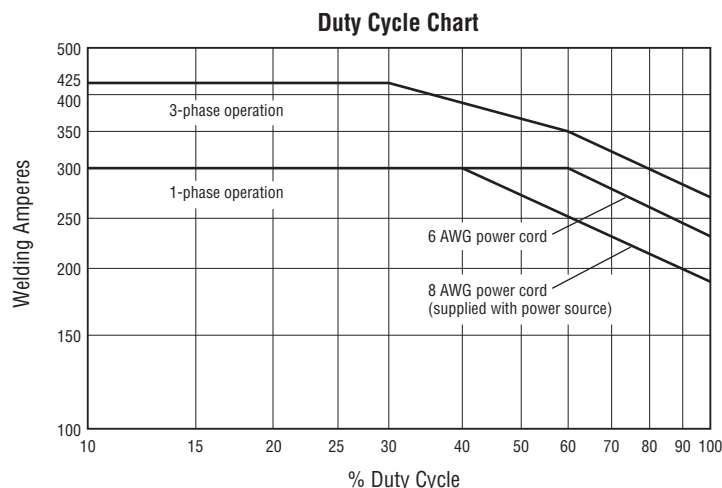
Specifications (Subject to change without notice.)



Input Power	Voltage Range in CV Mode	Amperage Range in CC Mode	Rated Output	Amps Input at Rated Load Output, 60 Hz								Max. Open-Circuit Voltage	Dimensions	Net Weight
				208 V	230 V	400 V	460 V	575 V	V KVA	KW				
Three-phase	10–38 V	5–425 A	350 A at 34 VDC, 60% duty cycle	40.4	36.1	20.6	17.8	14.1	14.2	13.6	75 VDC	H: 17 in. (432 mm) W: 12.5 in. (318 mm) D: 24 in. (610 mm)	80 lb. (36.3 kg)	
Single-phase	10–38 V	5–425 A	300 A at 32 VDC, 60% duty cycle	60.8	54.6	29.7	24.5	19.9	11.7	11.2				

Certified by Canadian Standards Association to both the Canadian and U.S. Standards.

Performance Data



Genuine Miller® Accessories



XMT 350 CC/CV Rack

#907 406 6-pack rack, Tweco® fused 460/575 V

#907 585 4-pack rack, Tweco® fused 460/575 V

XMT 350 CC/CV ArcReach Rack

#907 698 6-pack rack, Tweco® fused 460/575 V

#907 699 4-pack rack, Tweco® fused 460/575 V

Conveniently houses multiple XMT power sources for multiple welders. Features include:

- Provision to parallel power sources on common work connections
- Two lifting eyes for transportation
- Rugged skids for dragging or pushing

For detailed information on customized inverter rack systems see Lit. Index No. DC/18.81.



#195 445

#300 408

MIGRunner™ Cart #195 445

Running Gear Cylinder Rack #300 408 (For dual feeders)

Small footprint and easily maneuverable, with cylinder rack low enough that you do not have to lift bottles.



Protective Cover #195 478

Mildew and water resistant, odor-free cover protects your machine's finish. For 300/350-amp XMT inverters.

Cable Connectors and Adapters

Note: XMT 350 power sources are equipped with Dinse- or Tweco-style connectors for secondary connections.

Dinse-Style Connectors

#042 418 Accepts #4 to #1/0 AWG cable

#042 533 Accepts #1/0 to #2/0 AWG cable

Kits include one Dinse-style male plug which attaches to the work and/or weld cables and plugs into the Dinse-style receptacles on the power source.

Extension Kit for Dinse-Style Cable Connectors

#042 419

Accepts #4 to #1/0 AWG cable. Used to adapt or extend weld and/or work cables. Kit includes one male Dinse-style plug and one in-line female Dinse-style receptacle.

Extensions for Dinse-Style Cable Connectors

#134 460 Male Dinse-style plug

#136 600 Female Dinse-style receptacle

Used to adapt or extend weld and/or work cables. Accepts #1/0 to #2/0 AWG cable.

Dinse/Tweco® Adapter #042 465

Dinse/Cam-Lok Adapter #042 466

One-piece adapter with Dinse-style male plug (to power source) on one end and Tweco or Cam-Lok female receptacle (for weld cable connection) on other end.

Remote Controls



Wireless Remote Foot Control #300 429
For remote current and contactor control. Receiver plugs directly into the 14-pin receptacle of Miller machine. 90-foot (27.4 m) operating range.



Wireless Remote Hand Control #300 430
For remote current and contactor control. Receiver plugs directly into the 14-pin receptacle of Miller machine. 300-foot (91.4 m) operating range.



RFCS-14 Foot Control #043 554
Foot current and contactor control. Includes 20-foot (6 m) cord and 14-pin plug.



RHC-14 Hand Control* #242 211 020
20-foot (6 m) cord
#242 211 100
100-foot (30.5 m) cord

Miniature hand control for remote current and contactor control. Dimensions: 4 x 4 x 3.25 inches (102 x 102 x 82 mm). Includes cord and 14-pin plug.

**Custom lengths available in 5-foot increments up to 50 feet and 10-foot increments up to 100 feet.*



RCC-14 Remote Contactor and Current Control #151 086
East/west rotary-motion fingertip control attaches to TIG torch using two hook-and-loop fasteners. Includes 26.5-foot (8 m) cord and 14-pin plug.



RCCS-14 Remote Contactor and Current Control #043 688
North/south rotary-motion fingertip control attaches to TIG torch using two hook-and-loop fasteners. Includes 26.5-foot (8 m) cord and 14-pin plug.

Extension Cables for Remote Controls and 24 VAC Wire Feeders*

#242 208 025 25 ft. (7.6 m)

#242 208 050 50 ft. (15 m)

#242 208 080 80 ft. (24.3 m)

14-pin plug to 14-pin socket. Not for use with XR-AlumaFeed or 70 Series MPa feeder.

**Custom lengths available in 5-foot increments up to 50 feet and 10-foot increments up to 100 feet.*

Wire Feeders/Guns



SuitCase® X-TREME™ 8VS #951 582

SuitCase® X-TREME™ 12VS #951 543

Lightweight, portable wire feeder for a variety of wires up to .062 inch. Holds up to an 8-inch (8VS) or 12-inch (12VS) spool of wire. Operates on open-circuit voltage eliminating the need for a control/power cord. See Lit. Index No. M/6.41.



SuitCase® X-TREME™ 8VS ArcReach #951 588 With Bernard™ S-Gun™

#951 584 With Bernard™ Q300

SuitCase® X-TREME™ 12VS ArcReach #951 589 With Bernard™ S-Gun™

#951 581 With Bernard™ Q300

Portable feeder designed to run off of arc voltage. ArcReach provides remote control of the power source without a cord — saving time and money.



SuitCase® 12RC #951 580

Lightweight, portable wire feeder for a variety of wires up to .062 inch. Holds up to a 12-inch (12RC) spool of wire. Operates using 14-pin control receptacle. See Lit. Index No. M/6.5.



XR™-S Control #300 601

XR™-D Control #300 687

Controls offer unsurpassed

performance and reliability for feeding aluminum and other difficult-to-feed wire types. Models include .035-inch and factory-installed 3/64-inch drive rolls. See Lit. Index No. M/1.7.



XR-AlumaFeed™ #300 509

Advanced push-pull wire feeder designed for high-volume, high-production aluminum MIG welding where quality and consistency is a high priority. See Lit. Index No. DC/34.0



70 Series

S-74S #951 196

S-74D #951 198

S-74DX #951 200

Features Posifeed™ wire drive assembly and handles a variety of wires up to 1/8 inch. Includes Bernard™ Q-Gun™. Dual-wire models also available. See Lit. Index No. M/3.0.



70 Series MPa Plus

S-74 MPa Plus #951 291

D-74 MPa Plus #951 292

Same features as traditional 70 Series plus more. Handles a variety of wires up to 5/64 inch. Includes Bernard™ Q-Gun™. Works synergically with MPa power sources. See Lit. Index No. M/3.0.

Extension Cables*

#247 831 025 25 ft. (7.6 m)

#247 831 050 50 ft. (15.2 m)

#247 831 080 80 ft. (24.4 m)

Eleven conductors to support contactor control and remote voltage control on all Miller electronic CV 14-pin power sources. Additional functions supported when using MPa power sources include synergic pulsed MIG, remote process select and side select capabilities.

**Custom lengths available in 5-foot increments up to 50 feet and 10-foot increments up to 100 feet.*



Spoolmatic® 30A

#130 831

WC-24 (#137 549) required for use with 14-pin receptacles,

order separately. A one-pound, air-cooled spool gun that extends the weld process range by adding a handy portable system for small wire MIG. Rated 200 amps at 100% duty cycle. Includes 30-foot (9.1 m) cable assembly.



WC-24 Weld Control #137 549

Required to use Spoolmatic 30A pool gun. Designed for use with Miller CV power sources with 14-pin receptacles and supplying 24 VAC.

Welding Intelligence™



Insight Core™ 14-pin Module #301 072

Easy-to-install module brings

Insight Core capabilities to your existing fleet. This simplified, Internet-based weld data solution collects, transmits and presents actionable information to any Web-connected device. Insight Core can help you increase productivity, improve weld quality and manage costs.

Ordering Information

Power Source and Options	Stock No.	Description	Qty.	Price
XMT® 350 VS	#907 224	208–575 V with Auto-Line™ (without 14-pin, Tweco® connectors)		
XMT® 350 CC/CV	#907 161 #907 161-01-1 #907 161-01-2 #907 161-01-4	208–575 V with Auto-Line™ 208–575 V with Auto-Line™ and auxiliary power 230–460 V with Auto-Line™ and auxiliary power and CE 208–575 V with Auto-Line™ and Tweco® connectors		
XMT® 350 MPa	#907 366 #907 366-01-1 #907 366 002 #907 366-01-4	208–575 V with Auto-Line™ 208–575 V with Auto-Line™ and auxiliary power 230–460 V with Auto-Line™ and auxiliary power and CE 208–575 V with Auto-Line™ and Tweco® connectors		
XMT® 350 VS ArcReach™	#907 224 002	208–575 V with Auto-Line™ and Tweco connectors		
XMT® 350 CC/CV ArcReach™	#907 161 032	208–575 V with Auto-Line™ and Tweco connectors		
XMT® 350 Rack		See page 6. For more information, see Lit. Index No. DC/18.81		
Gas Valve Kit	#195 286	For XMT 350		
Accessories				
MIGRunner™ Cart	#195 445			
Running Gear Cylinder Rack	#300 408	For dual feeders		
Protective Cover	#195 478			
Cable Connectors and Adapters				
		See page 6		
Remote Controls				
Wireless Remote Foot Control	#300 429	Foot control with wireless 90 ft. (27.4 m) operating range		
Wireless Remote Hand Control	#300 430	Hand control with wireless 300 ft. (91.4 m) operating range		
RFCS-14	#043 554	Foot control		
RHC-14	#242 211 020 #242 211 100	Hand control with 20 ft. (6 m) cord Hand control with 100 ft. (30.5 m) cord		
RCC-14	#151 086	Fingertip control		
RCCS-14	#043 688	Fingertip control		
Extension Cables		See page 7		
Wire Feeders/Guns				
SuitCase® X-TREME 8VS	#951 582	See Lit. Index No. M/6.41		
SuitCase® X-TREME™ 12VS	#951 543	See Lit. Index No. M/6.41		
SuitCase® X-TREME 8VS ArcReach™	#951 588 #951 584	With Bernard™ S-Gun™ With Bernard™ Q300 Gun		
SuitCase® X-TREME™ 12VS ArcReach™	#951 589 #951 581	With Bernard™ S-Gun™ With Bernard™ Q300 Gun		
SuitCase® 12RC	#951 580	See Lit. Index No. M/6.5		
XR™-S Control	#300 601	Standard model with wire feed speed digital display, jog/purge, run-in control, and trigger hold. See Lit. Index No. M/1.7		
XR™-D Control	#300 687	Enhanced model has same features as XR-S model plus advanced digital and programming capabilities. See Lit. Index No. M/1.7		
XR-AlumaFeed™	#300 509	Advanced model adds Profile Pulse™, synergic control, trigger schedule select, lock capabilities and flow meter		
70 Series	#951 196 #951 198 #951 200	S-74S. See Lit. Index No. M/3.0 S-74D. See Lit. Index No. M/3.0 S-74DX. See Lit. Index No. M/3.0		
70 Series MPa Plus	#951 291 #951 292	S-74 MPa (single-wire). Works synergically with MPa power sources D-74 MPa (dual-wire). Works synergically with MPa power sources		
Spoolmatic® 30A Spool Gun	#130 831	Requires WC-24 for use with 14-pin receptacles		
WC-24 Weld Control	#137 549	Required for use with Spoolmatic® 30A and power sources with 14-pin		
Bernard™ MIG Guns		See Welding Components and Parts Guide		
Welding Intelligence				
		See page 7		

Date:

Total Quoted Price:

Distributed by:

